

Limiting the Velocity in the Particle Swarm Optimization Algorithm

Julio Barrera¹, Osiris Álvarez-Bajo², Juan J. Flores³, Carlos A. Coello Coello⁴

¹ Universidad Michoacana de San Nicolás de Hidalgo,
Coordinación General de Educación a Distancia, Morelia,
Mexico

² CONACYT Research Fellow – CIAD, A.C. Grupo de Investigación en Biopolímeros,
Hermosillo, Sonora,
Mexico

³ Universidad Michoacana de San Nicolás de Hidalgo,
División de Estudios de Posgrado, Facultad de Ingeniería Eléctrica, Morelia,
Mexico

⁴ CINVESTAV-IPN (Evolutionary Computation Group),
Departamento de Computación, Ciudad de México,
Mexico

julio.barrera@gmail.com, osiris.alvarez@ciad.mx, juanf@umich.mx, ccoello@cs.cinvestav.mx

Abstract. Velocity in the Particle Swarm Optimization algorithm (PSO) is one of its major features, as it is the mechanism used to move (evolve) the position of a particle to search for optimal solutions. The velocity is commonly regulated, by multiplying a factor to the particle's velocity. This velocity regulation aims to achieve a balance between exploration and exploitation. The most common methods to regulate the velocity are the inertia weight and constriction factor. Here, we present a different method to regulate the velocity by changing the maximum limit of the velocity at each iteration, thus eliminating the use of a factor. We go further and present a simpler version of the PSO algorithm that achieves competitive and, in some cases, even better results than the original PSO algorithm.

Keywords. Particle swarm, velocity, limits.

1 Introduction

The Particle Swarm Optimization (PSO) algorithm was originally proposed by Kennedy and Eberhart in the mid-1990s [10, 6]. PSO is a population-based stochastic search algorithm whose original aim was to solve continuous

optimization problems. The members of the population are called particles in PSO, and they are represented in vectorial form by their *position* x in the search space. A particle also stores the position p (its *personal best*) with the best fitness value that this particular particle has reached so far. The particles change their position through a process that incorporates a velocity. Such a velocity is computed using the personal best position p of the particle and the position g of the particle with the best known fitness value of the swarm (called the *global best*). The formula to compute the velocity is shown in Equation (1):

$$v_{t+1} = v_t + r_1 c_1 (p - x) + r_2 c_2 (g - x). \quad (1)$$

The current velocity v_{t+1} is computed by adding two components to the previous velocity v_t of the particle. The first component is the difference between the current position x of the particle and the position p with the best value obtained by the particle. This is called the *cognitive component*. The second component is computed by the difference between the current position x of

the particle and the position g of the best known value of all particles of the swarm. This is called the *social component*. The components are multiplied by the *learning constants* c_1 and c_2 . Usually the value of these constants is the same, and greater than one. Each component is also multiplied by random numbers r_1 and r_2 , respectively. Using this computed velocity, the next position of the particle is updated using Equation (2):

$$\mathbf{x}_{t+1} = \mathbf{x}_t + \mathbf{v}_{t+1}. \quad (2)$$

One of the keys for the popularity of the PSO algorithm is its simplicity, since, as shown before, it consists only of two equations to update the position of the particles.

2 Velocity Regulation

The regulation of the velocity has been important since the initial developments of the PSO algorithm; Eberhart [6] discussed the use of a maximum value for the velocity, and showed results for different values of the maximum velocity. A more complete study on the effects of the velocity limit is shown in [9] by Kennedy and later in [11], where Shi and Eberhart introduced the Inertia Weight method (IW) to limit the velocity of the particles. The IW method consists in multiplying a factor ω called inertia to the previous velocity of the particle when the current velocity is computed, thus Equation (1) is rewritten as:

$$\mathbf{v}_{t+1} = \omega \mathbf{v}_t + r_1 c_1 (\mathbf{p} - \mathbf{x}) + r_2 c_2 (\mathbf{g} - \mathbf{x}). \quad (3)$$

In order to balance global and local search, the inertia factor ω is introduced. In [11], the authors also used a maximum velocity value. They also tested several values for the inertia weight in order to determine which of them produced better results. In a further paper (see [12]) a *linear decreasing* value for the inertia weight factor ω , is proposed. In this case, the authors also limited the maximum value of the velocity. Shi and Eberhart [12] also proposed to use the maximum value of the position as a limit to the velocity, and thus the maximum values for the velocity, for dimension i are $(-V_{i,\max}, V_{i,\max})$ with $V_{i,\max} = X_{i,\max}$.

The second most popular method to regulate the velocity is the *constriction factor*, which was originally introduced by Eberhart [7], and is discussed in detail in [5]. This method also consists in multiplying a factor not only to the last computed velocity but to the full computed velocity as expressed in Equation (4):

$$\mathbf{v}_{t+1} = \chi [\mathbf{v}_t + r_1 c_1 (\mathbf{p} - \mathbf{x}) + r_2 c_2 (\mathbf{g} - \mathbf{x})]. \quad (4)$$

The *constriction factor* χ is computed as a function of the *learning constants* as shown in Equation (5)

$$\chi = \frac{2\kappa}{|2 - \phi - \sqrt{\phi^2 - 4\phi}|}, \quad (5)$$

where ϕ is the sum of the learning constants $\phi = c_1 + c_2$, and κ is an arbitrary constant in the range $[0, 1]$. Eberhart [7] recommended as a rule of thumb, to use a velocity limit along with the *constriction factor* method. Bratton and Kennedy [4] defined a standard PSO algorithm (SPSO), for which it was suggested the use of a local ring topology. In SPSO a particle can only communicate with a limited number of particles (typically, with only two other particles) and not with the full swarm. The Constriction Factor model uses a swarm size of 50 particles, with a non-uniform initialization of their positions. Additionally, this approach allows the particles to leave the feasible search space, but when that happens it does not evaluate the best position of such infeasible particles. This approach does not include a limit to the velocity but recommends the use of a generous V_{max} value. Thus, although the aim of the *inertia weight* and the *constrictor factor* methods is to achieve a balance between exploration and exploitation, it also attempts to limit the particles' velocity. In order to avoid that the particles stray far away from the boundaries of the search space, the use of an explicit velocity limit is recommended. Other research works [8] try to adapt or modify the value of ω , but they do not discard the use of a factor to limit the velocity.

Barrera and Coello [3] proposed a version of the PSO algorithm without the use of the Inertia Weight factor or Constriction model, but introduced a parameter $r \in (0, 1)$. A factor r^t is used

to compute a new velocity limit, as show in the following equation:

$$l_{it} = r^t l_i, \quad (6)$$

where l_{it} is the velocity limit for the i^{th} variable at iteration number t , and l_i is the initial velocity limit for the i^{th} variable.

In a more recent work, Adewumi and Arasomwan [1] presented the Improved Original PSO (IOPSO) with dynamic adjusted velocity and position limits. The velocity limits for each variable are computed in this case as a fraction of the current limit for the position. Thus, the maximum and minimum velocities for the i^{th} particle are computed using the following equations:

$$\begin{aligned} v_{max} &= \mu x_{max}, \\ v_{min} &= \mu x_{min}, \end{aligned}$$

where x_{min} and x_{max} are the minimum and maximum values for the position of a particle, respectively.

The values for x_{min} and x_{max} are computed at each iteration by finding the minimum and maximum values for all variables of all particles. This is done by first computing the upper and lower bounds L_d and S_d :

$$\begin{aligned} L_d &= \max_i \left(\max_j (x_i^j) \right), \\ S_d &= \min_i \left(\min_j (x_i^j) \right), \end{aligned}$$

where x_i^j is the value of the i^{th} particle of the j^{th} variable. The x_{min} and x_{max} are computed as follows

$$\begin{aligned} x_{max} &= \max(|L_d|, |S_d|), \\ x_{min} &= -x_{max}. \end{aligned}$$

Thus, the value of the velocity limit is changed dynamically as the values for x_{max} and x_{min} change.

Here, we propose a method that only uses the velocity limit. We argue that our proposed approach is simpler than the existing ones, since it does not use any factor to alter the particle's velocity. In fact, our proposed approach somehow provides a simplified version of the PSO algorithm, since it eliminates the use of the *learning constants*.

3 Velocity Limit Decreasing Method

In order to have a good balance between exploration and exploitation by only using a velocity limit, the limit of the velocity is changed at every iteration of the PSO algorithm. To do this, the velocity limit L_i for the i^{th} variable is initialized to half of the length of its search limits, as defined in Equation (7):

$$L_i = \frac{(X_{i,max} - X_{i,min})}{2}. \quad (7)$$

Then, at each iteration, to compute the current velocity limit $l_i(t)$, the initial velocity limit L_i is multiplied by a factor which is a function of the current iteration t . Therefore, the limit for the velocity at iteration t is:

$$l_i(t) = f(t)L_i, \quad (8)$$

where $f(t)$ is a given function. The simplest case to test is a simple straight line, as defined in Equation (9):

$$f(t) = -t + 1. \quad (9)$$

The plot of the function $f(t)$ is shown in Figure 1. The function in Equation (9) is defined in the range $[0, 1]$ and returns values in the same range. For the initial value $t = 0$, $f(0) = 1$, and for the last value, $t = 1$, we have $f(1) = 0$. In order to use the function of Equation (8), we divide the current iteration by the total number of iterations. The velocity limit at iteration t is computed using:

$$l_i(t) = f(t/t_{max})L_i, \quad (10)$$

where t_{max} is the total number of iterations. The idea is that gradually decreasing the velocity limit helps the swarm to converge at the end of the evolutionary process but, at the same time, it allows the particles to explore the search space at the beginning. Equation (10) can be adjusted if the termination criteria is a maximum number of function evaluations e_{max} instead of a given number of iterations. Equation (10) is written as follows:

$$l_i(e) = f(e/e_{max})L_i, \quad (11)$$

where e is the current number of function evaluations and e_{max} is the maximum number of evaluations.

Contrasting with the work of Barrera and Coello [3], we present here a more general method. Setting the function $f(t)$ in Equation (8):

$$f(t) = r^t, \quad (12)$$

for a certain fixed value of r , it produces the method described in [3]. Function $f(t)$ can be modified to use more parameters, although our goal is to have a simpler version of the PSO algorithm. We avoid adding any extra computations or dependencies. We also avoid limiting the position of the particles. Unlike the method proposed by Adewumi and Arasomwan [1], we do not modify the position of the particles if they go out of the feasible space. Thus, we have less extra computations. Additionally, the particles out of range are not evaluated in order to avoid performing unnecessary function evaluations.

A simple linearly decreasing velocity limit may result in an equilibrium between local and global search, but we aim to give PSO the capability to perform global search for a longer time or to achieve a faster convergence. We explored the use of polynomial functions to regulate the form the velocity limit decreases with time.

We used the following set of functions to try to enhance the global search over the local one:

$$g_1(t) = -t^2 + 1, \quad (13)$$

$$g_2(t) = -t^3 + 1, \quad (14)$$

$$g_3(t) = -t^5 + 1, \quad (15)$$

$$g_4(t) = -t^7 + 1. \quad (16)$$

The g functions are derived from the simplest non-linear function, the parabola $g(x) = x^2$. Close to the value $x = 0$ the function is evaluated to $g(0) = 0$ and for $x = 1$ we have $g(1) = 1$. Thus, $g(x)$ is a good candidate to be used as our $f(t)$. The parabola function is easily transformed first by a reflection in the x -axis by multiplying by -1 with the result $g_0(x) = -x^2$ and values $g_0(x = 0) = 0$, and $g_0(x = 1) = -1$. Finally, we add 1 to get the required values for the function $f(t)$. That is, we have $g_1(x) = -x^2 + 1$ with values $g_1(x = 0) = 1$

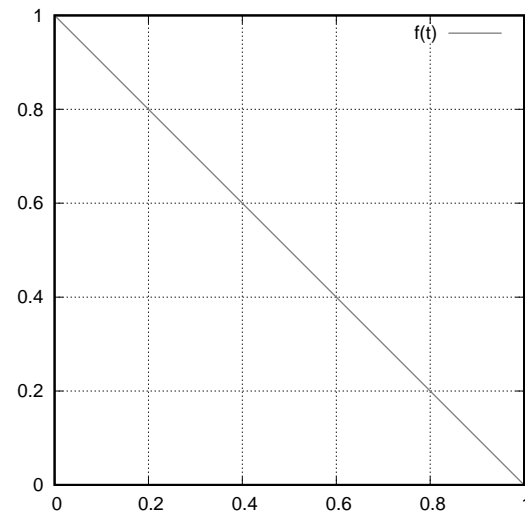


Fig. 1. The most simple function to limit the velocity

and $g_1(x = 1) = 0$. The rest of the g functions are obtained using a similar method, but increasing the power of the variable being evaluated. This gives us the result of a slower decrease at the values close to $t = 0$ and a faster decrease at the values close to $t = 1$.

The change in the power of the variable t gives flexibility in the adjustment of how the velocity limit decreases. It is also possible to use fractions in the power value to have a function $f(t)$ close to the behavior of a straight line.

Those functions decrease more slowly in the values closer to zero, and decrease faster as their argument is closer to one. As we increment the value of the power of x , the longer is the effect of a slow decrement. Conversely, the decrement is faster as the argument is closer to one. The plot of the g functions is shown in Figure 2.

On the other hand, in order to enhance the use of local search over the global search, we used the set of functions h , described in equations (17-20):

$$h_1(t) = (t - 1)^2, \quad (17)$$

$$h_2(t) = -(t - 1)^3, \quad (18)$$

$$h_3(t) = -(t - 1)^5, \quad (19)$$

$$h_4(t) = -(t - 1)^7. \quad (20)$$

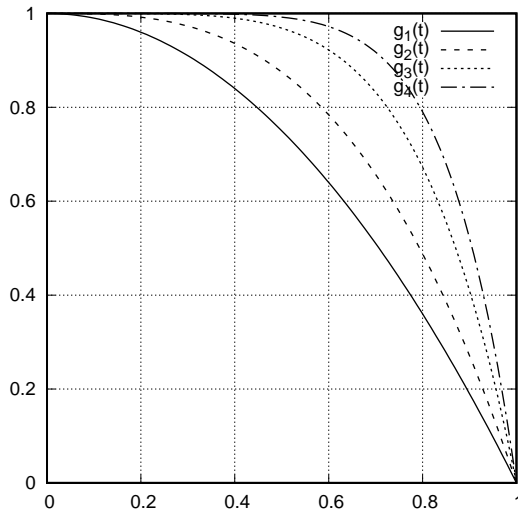


Fig. 2. Collection of functions to try to increase the global exploration of the PSO algorithm

The plot of the h functions is shown in Figure 3. The h functions in contrast to the g functions, decrease faster if their argument is close to zero, and more slowly as it approximates to one. The h functions are derived with a similar method as the g functions, and from the same base function, the parabola. In this case, a reflection is not needed but a displacement of the position where the parabola evaluates to zero. This is done by subtracting 1 from the variable, so we have $h_0(x) = (x-1)^2$, and no further modification is needed since $h_0(x=0) = 1$ and $h_0(x=1) = 0$. Thus, we set $h_1(t) = (t-1)^2$. In this case, it is necessary to be careful if we raise the value of the power. For the odd values 3, 5, 7 a reflection in the x -axis is needed to achieve the desired results.

Using the functions described above, we start with a velocity limit of L_i and then decrease the limit, slowly at the beginning and faster at the end, for the set of functions g , and faster at the beginning and slower at the end for the set of functions h . An alternative strategy is to start with a small value for the velocity limit l_i , increase to a maximum, and then finally decrease it again. In order to achieve this, we use the functions l and m which are defined in equations (21) and (22),

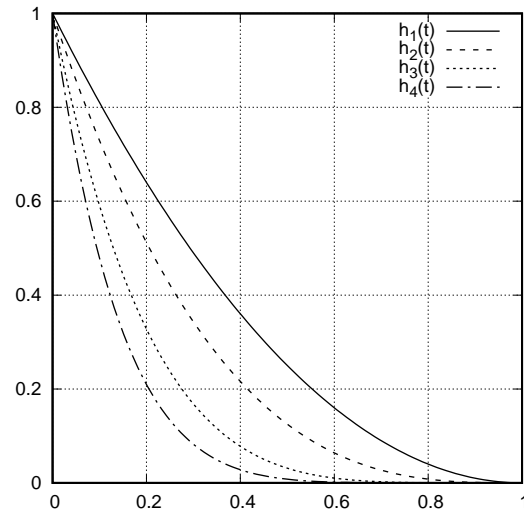


Fig. 3. The set of functions h . These functions decrease faster as they approach zero and they decrease more slowly as they approach one

respectively:

$$l(t) = -4(t - 0.5)^2 + 1, \quad (21)$$

$$m(t) = \begin{cases} 4t^2 & \text{if } 0 \leq t < 0.5 \\ 4(t-1)^2 & \text{if } 0.5 \leq t \leq 1 \end{cases}. \quad (22)$$

The plot of function l is shown in Figure 4. The function is a parabola adjusted to have values of zero at the positions $t = 0$ and $t = 1$ and to have a maximum value of one in the position $t = 0.5$. Function l increases and decreases fast.

The plot of function m is shown in Figure 5. Function m is a composition of two parabolas adjusted to have values of zero at $t = 0$ and $t = 1$ and have a maximum value of one at $t = 0.5$. The function m increases and decreases slower than function l .

We do not make any change to the original equations for computing the position and velocity of a particle. Thus, we use the following equations to compute them:

$$\mathbf{v}_{t+1} = \mathbf{v}_t + r_1 c_1 (\mathbf{p} - \mathbf{x}) + r_2 c_2 (\mathbf{g} - \mathbf{x}), \quad (23)$$

$$\mathbf{x}_{t+1} = \mathbf{x}_t + \mathbf{v}_{t+1}. \quad (24)$$

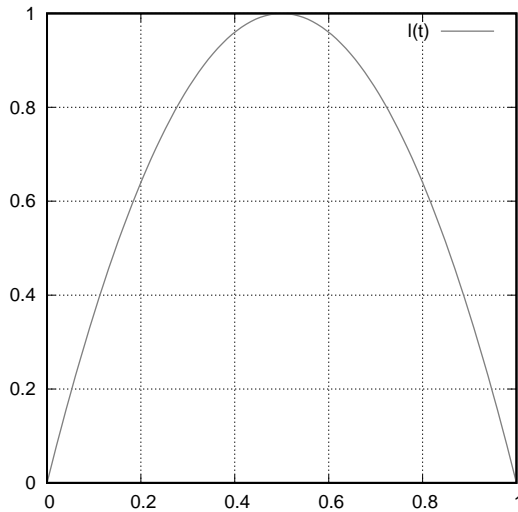


Fig. 4. The function l . This function starts with a small value and it increases and then decreases slowly

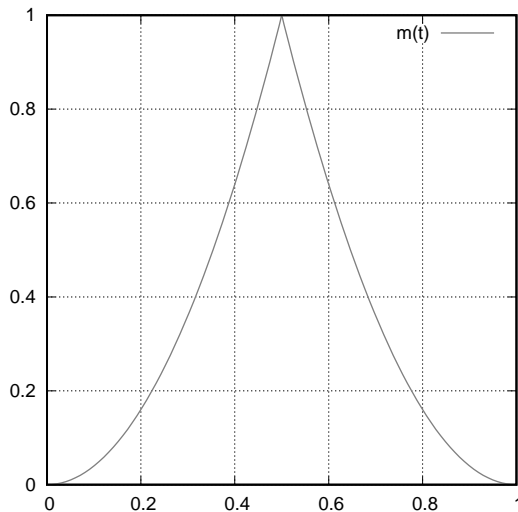


Fig. 5. The function m . This functions starts with a small value and it increases and then decreases fast

The algorithm for our version of the PSO algorithm is outlined in Algorithm 1. The only change in the algorithm, with respect to the original PSO, is the computation of the velocity limit for the

current iteration or function evaluation count (lines 1 and 13).

Algorithm 1: Basic PSO algorithm with computed velocity limit at each iteration.

```

1 Compute initial velocity limits;
2 Initialize position;
3 Initialize velocity;
4 while termination condition is not fulfilled do
5   foreach particle do
6     compute velocity (using equation 23);
7     limit velocity;
8     compute position (using equation 24);
9     if position in feasible space then
10      evaluate position;
11    end
12  end
13  Compute new velocity limit;
14 end

```

4 Experiments and Results

The PSO algorithm used in the experiments is presented in Algorithm 1, where the initialization of the position of the particles is asymmetric (only in a region of the search space). The topology adopted is the global best (*gbest*), that is, the best position g is selected from all particles in the swarm. If a particle leaves the feasible space, its position is not updated, i.e., the position and velocity of the particle are not modified. The iteration of the PSO algorithm ends when the maximum number of function evaluations is reached. The reported results are the numeric error computed as $|f(x) - f(x^*)|$, where $f(x)$ is the best value obtained after the termination criteria is reached, and $f(x^*)$ is the value of the optimum of the test function being evaluated.

The parameters used in the experiments are the same as those adopted in [4]. Such parameters include a swarm size of 50, a number of 300,000 function evaluations, and 30 dimensions for the n -dimensional test functions. The inertia weight is $\omega = 0.729$ and the learning constants are $c_1 = c_2 = 1.49445$. The initialization of the position of the particles is asymmetric [2], and 30 independent

runs were performed to collect our statistics. In the following sections we present a comparison of the results obtained with the standard PSO and using the described functions to decrease the velocity limit with the description of the obtained results.

4.1 Standard PSO and Linear Decreasing Velocity Limit

The first experiment is to use the linear function described in Equation (9) to decrease the velocity limit (see Figure 1). Results for the comparison of the standard PSO versus the linear decreasing limit, mean value only, are shown in Table 1.

Table 1. Comparison of the results of the standard PSO and the linear decreasing velocity limit

Function	standard PSO mean	Linear decreasing mean
ackley	1.9733E+01	1.9980E+00
camelback	4.6510E-08	9.8186E-06
goldsteinprice	2.4300E+01	4.7737E-05
griewank	1.7208E-02	1.0668E+00
penalizedone	1.2097E-01	2.9167E-01
penalizedtwo	4.6242E-02	3.8737E-01
rastrigin	1.7113E+02	6.3297E+01
rosenbrock	4.4084E+01	4.1856E+02
schwefelone	1.8303E+01	5.7644E+02
schwefeltwo	1.6349E+04	1.7797E+04
shekelfive	5.0524E+00	5.0534E+00
shekelseven	5.2741E+00	4.9237E+00
shelelten	5.3608E+00	5.3616E+00
sphere	2.0311E-18	7.7532E+00

From Table 1, we can observe that in three test functions the method of linearly decreasing the velocity limit produced better results. In the other test functions, the results are comparable, although in the case of the Sphere, we obtained a worse result than the standard PSO.

4.2 Balancing Exploration and Exploitation

To try to balance exploration and exploitation, we used second order polynomials to limit the velocity. Such polynomials are described in equations (13-16) and they decrease first slowly and then fast. We expect this to help the exploration phase of the PSO algorithm. Conversely, the polynomials

described in equations (17-20), which decrease first fast and then slower, are aimed to foster the exploitation phase.

The results of the g family function are shown in Table 2. The first column corresponds to the test function being used. The second column contains the mean value for the standard PSO (SPSO) and the rest of the columns show the mean values for the g function family. The results in Table 2 show that in some cases we have better results but this is not the general case. The results for the Sphere test function are worse than those obtained from the simple linear decrease of the velocity limit.

Table 2. Comparison of the results of the standard PSO and the g family function

Function	SPSO mean	g_1 mean	g_2 mean
ackley	1.9733E+01	2.9982E+00	3.6223E+00
camelback	4.6510E-08	5.8372E-05	1.1289E-04
goldsteinprice	2.4300E+01	3.5533E-04	5.1748E-04
griewank	1.7208E-02	1.2698E+00	1.6192E+00
penalizedone	1.2097E-01	1.1242E+00	2.3880E+00
penalizedtwo	4.6242E-02	1.7024E+00	4.3971E+00
rastrigin	1.7113E+02	9.4992E+01	1.4980E+02
rosenbrock	4.4084E+01	1.0466E+03	3.4962E+03
schwefelone	1.8303E+01	1.4625E+03	2.0464E+03
schwefeltwo	1.6349E+04	1.8399E+04	1.8819E+04
shekelfive	5.0524E+00	4.2201E+00	3.4036E+00
shekelseven	5.2741E+00	4.2305E+00	4.2445E+00
shelelten	5.3608E+00	4.4778E+00	4.1323E+00
sphere	2.0311E-18	3.3257E+01	6.9510E+01

Function	g_3 mean	g_4 mean
ackley	4.7230E+00	5.6539E+00
camelback	2.2151E-04	4.1503E-04
goldsteinprice	1.9029E-03	1.6954E-03
griewank	2.6719E+00	4.1273E+00
penalizedone	5.1595E+00	8.7892E+00
penalizedtwo	1.7640E+01	1.1807E+02
rastrigin	1.7465E+02	1.9648E+02
rosenbrock	9.1464E+03	2.2028E+04
schwefelone	3.0486E+03	3.8498E+03
schwefeltwo	1.9409E+04	1.9721E+04
shekelfive	3.8006E+00	3.9139E+00
shekelseven	3.9175E+00	3.4235E+00
shelelten	3.3001E+00	3.9070E+00
sphere	1.7368E+02	3.4825E+02

Next, we test the h family functions. With this family of functions, we expect to favor the exploitation phase of the PSO algorithm. Table 3 shows the results for the h family of test functions. The results follow the same order as that in Table 2.

Table 3. Comparison of the results of the standard PSO and the h family function

Function	SPSO mean	h_1 mean	h_2 mean
ackley	1.9733E+01	8.3318E-02	1.2198E-03
camelback	4.6510E-08	4.7206E-08	4.6510E-08
goldsteinprice	2.4300E+01	4.6752E-09	5.6184E-13
griewank	1.7208E-02	3.9121E-02	8.1718E-03
penalizedone	1.2097E-01	2.2566E-02	5.3250E-02
penalizedtwo	4.6242E-02	1.6585E-03	2.1687E-03
rastrigin	1.7113E+02	4.8563E+01	4.6929E+01
rosenbrock	4.4084E+01	2.0997E+02	1.1411E+02
schwefelone	1.8303E+01	1.9258E+01	1.8257E+00
schwefeltwo	1.6349E+04	1.7870E+04	1.7729E+04
shekelfive	5.0524E+00	5.0524E+00	5.0524E+00
shekelseven	5.2741E+00	5.2741E+00	5.2741E+00
shelelten	5.3608E+00	5.1821E+00	5.3608E+00
sphere	2.0311E-18	7.1315E-03	3.0900E-05

Function	h_3 mean	h_4 mean
ackley	3.1058E-02	5.9267E-02
camelback	4.6510E-08	4.6510E-08
goldsteinprice	3.6306E-17	4.4366E-17
griewank	1.1079E-02	1.0822E-02
penalizedone	1.3823E-02	2.0628E-02
penalizedtwo	3.6625E-04	7.3249E-04
rastrigin	4.8521E+01	4.8521E+01
rosenbrock	1.2790E+02	1.0887E+02
schwefelone	5.7513E-02	2.3524E-02
schwefeltwo	1.7673E+04	1.7423E+04
shekelfive	5.0524E+00	5.0524E+00
shekelseven	5.2741E+00	5.2741E+00
shelelten	5.1821E+00	5.3608E+00
sphere	4.0248E-09	3.0825E-12

In the case of the h family of functions only in three test functions the SPSO algorithm is better: Rosenbrock, SchwefelTwo and Sphere. The results for the SchwefelTwo test function show a small difference, but a more complete test is necessary to assert any statement about the differences in the results. The functions of the h family show better or comparable results in the rest of the test functions. The h family functions decrease the velocity limit faster in the initial iterations of the PSO algorithm. Intuitively, this must reduce the exploration phase of the PSO algorithm, in contrast with the g function family, which shows worse results.

4.3 Increasing and Decreasing Velocity Limits

The last functions used to limit the velocity are l and m . They show an unexpected behavior in

the experiments. A particular case is *SchwefelTwo* using function l to limit the velocity. In this case, once the termination criterion of a maximum number of function evaluations is reached, we observed a large number of particles going out of the limits of the search space. As the changes in the limit of the velocity are computed using the number of function evaluations, the limit does not change fast enough. We believe that, since we did not use any other method to reduce the velocity, the particles continued to go out of the limits of the search space, which is the reason why a much larger computational effort is required in this case.

The plot in Figure 6 shows the number of particles that go out of bounds in each cycle. As we can observe, the number of particles out of bounds increases quickly, and close to iteration 1000 almost all the particles are out of bounds of the search space. The method used to handle the particles when they go out of bounds, does not evaluate the particle in its new position. Thus, the best position of the particle is not evaluated either, but the velocity is preserved.

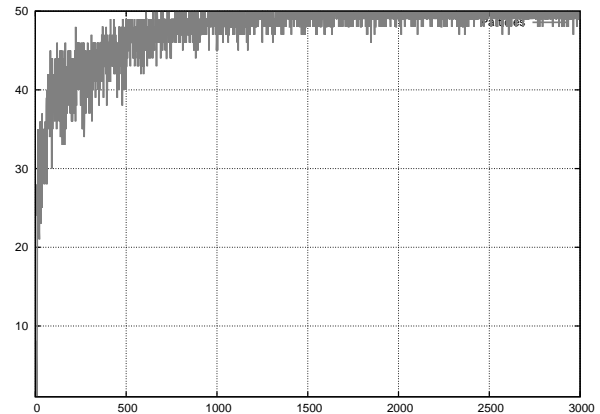


Fig. 6. The number of particles that go out of bounds of the search space at each iteration

Another method consists on setting the position of the particle to the corresponding limit only in the dimension that is exceeding, i.e., if the particle exceeds the upper limit for the search position in dimension k , then the position of the particle in the k^{th} index is set to $X_{k,max}$, or $X_{k,min}$ as deemed

appropriate. The experiments were repeated and the results are shown in Table 4.

Table 4. Comparison of the results of the standard PSO and the l_1 and m_1 functions

Function	SPSO mean	l_1 mean	m_1 mean
ackley	1.9834E+01	1.9973E+01	2.0000E+01
camelback	4.6510E-08	9.2869E-05	5.8087E-08
goldsteinprice	4.0500E+01	7.2902E+01	7.8300E+01
griewank	7.8270E+01	1.3388E+02	2.1072E+02
penalizedone	8.5333E+06	8.5333E+06	1.7067E+07
penalizedtwo	5.4675E+07	9.5681E+07	6.8344E+07
rastrigin	2.6460E+02	2.8186E+02	4.0506E+02
rosenbrock	2.6683E+06	1.8659E+07	3.1972E+07
schwefelone	4.2088E+04	5.6748E+04	1.1819E+05
schwefeltwo	1.7122E+04	1.6953E+04	1.6723E+04
shekelfive	5.0524E+00	5.0631E+00	5.0524E+00
shekelseven	5.2741E+00	5.2850E+00	5.2741E+00
shelelten	5.3608E+00	5.3726E+00	5.3608E+00
sphere	1.1000E+04	1.5104E+04	2.9333E+04

We can observe from Table 4 that using the l_1 and m_1 functions does not produce better results, but the use of the method to limit the position of a particle also affects the results of the SPSO. To achieve better results, it is necessary to find a different method to limit the position of a particle. This will be part of our future research given that the methods to limit the position of a particle require a comprehensive review.

4.4 Learning Constants

The learning constants are adjusted in the SPSO algorithm as well as ω in the Inertia Weight model, and χ in the Constriction Factor model. In our case, we do not use any factor to limit the velocity. We only use a change in the velocity limit. The results shown in Tables 1, 2, and 3 were computed using the values $c_1 = c_2 = 1.49445$. We performed experiments using values of $c_1 = c_2 = 1.0$, adopting the h_2 and h_3 functions, which were the functions that produced the best results to limit the velocity.

From Tables 5 and 6 we can observe that in some cases we have better results but not in all of them. It is worth mentioning that in all cases the results are not too different. By setting the values of the learning constant to $c_1 = c_2 = 1.0$, we can obtain good results and we can further simplify

Table 5. Comparison of the results of the standard PSO, using the h_2 function, and the h_2 function with $c_1 = 1$ and $c_2 = 1$.

Function	SPSO mean	h_2 mean	h_2 $c_1 = c_2 = 1$ mean
ackley	1.9733E+01	1.2198E-03	3.8233E-01
camelback	4.6510E-08	4.6510E-08	4.6510E-08
goldsteinprice	2.4300E+01	5.6184E-13	1.9394E-12
griewank	1.7208E-02	8.1718E-03	1.0389E-02
penalizedone	1.2097E-01	5.3250E-02	4.5596E-02
penalizedtwo	4.6242E-02	2.1687E-03	2.2044E-03
rastrigin	1.7113E+02	4.6929E+01	4.3820E+01
rosenbrock	4.4084E+01	1.1411E+02	2.1497E+02
schwefelone	1.8303E+01	1.8257E+00	2.1560E+00
schwefeltwo	1.6349E+04	1.7729E+04	1.7608E+04
shekelfive	5.0524E+00	5.0524E+00	5.0524E+00
shekelseven	5.2741E+00	5.2741E+00	5.2741E+00
shelelten	5.3608E+00	5.3608E+00	5.0034E+00
sphere	2.0311E-18	3.0900E-05	1.1508E-04

Table 6. Comparison of the results of the standard PSO, using the h_3 function, and the h_3 function with $c_1 = 1$ and $c_2 = 1$.

Function	SPSO mean	h_3 mean	h_3 $c_1 = c_2 = 1$ mean
ackley	1.9733E+01	3.1058E-02	1.9835E-01
camelback	4.6510E-08	4.6510E-08	4.6510E-08
goldsteinprice	2.4300E+01	3.6306E-17	3.0134E-17
griewank	1.7208E-02	1.1079E-02	9.6877E-03
penalizedone	1.2097E-01	1.3823E-02	1.0387E-01
penalizedtwo	4.6242E-02	3.6625E-04	1.4650E-03
rastrigin	1.7113E+02	4.8521E+01	5.5353E+01
rosenbrock	4.4084E+01	1.2790E+02	3.3805E+02
schwefelone	1.8303E+01	5.7513E-02	1.0583E-01
schwefeltwo	1.6349E+04	1.7673E+04	1.7556E+04
shekelfive	5.0524E+00	5.0524E+00	5.0524E+00
shekelseven	5.2741E+00	5.2741E+00	5.2741E+00
shelelten	5.3608E+00	5.1821E+00	5.1821E+00
sphere	2.0311E-18	4.0248E-09	2.8470E-08

the equation to compute the velocity of a particle, which can be written as follows:

$$\mathbf{v}_{t+1} = \mathbf{v}_t + r_1(\mathbf{p} - \mathbf{x}) + r_2(\mathbf{g} - \mathbf{x}), \quad (25)$$

$$\mathbf{x}_{t+1} = \mathbf{x}_t + \mathbf{v}_t. \quad (26)$$

Equation (25) still depends on the best position \mathbf{p} of the particle and the global best \mathbf{g} of the swarm, but it is simpler.

5 Conclusions and Future Work

We have shown a method to limit the velocity of the particles in the PSO algorithm that was able to produce competitive or even better results than other schemes to limit the velocity of a particle. The proposed approach does not require any factor to limit the velocity of a particle, since it only limits the maximum velocity. This leaves the equation to compute the velocity as simple as the original PSO algorithm. The functions used to limit the maximum value of the velocity are also simple: single term polynomials.

The proposed method can use values for the learning constants equal to one. This selection of values does not affect the performance of the PSO algorithm and, in some cases, it leads to better results. This makes the equation to compute the velocity of a particle even simpler. We concluded with a simple and efficient PSO variant.

Although the values of the learning constants are not critical for the results of the PSO reported in this paper, there are others factors that can affect the performance of the algorithm. The method to limit the position of the particles can be relevant in the overall performance, not only in the final results but in the runtime of the algorithm.

The results of the experiments reported in Tables 1 suggested that more exploration was needed. This hypothesis was rejected by the results in Table 2, where more exploration was performed and the results got worse. The results in Table 2, produced using functions that limited the exploration and favor the exploitation turned out to be better. In future work we will explore different function shapes to find a balance between exploration and exploitation in traversing and searching the feasible search space.

Although the PSO algorithm is well known for its simplicity and its fast execution, there are several factors that can affect its performance. Some of them have already been examined but others have not, e.g., how to limit the position of a particle. It is necessary to examine in detail the implementation of SPSO in all of its phases and determine how the different methods affect its performance.

Acknowledgements

The last author gratefully acknowledges support from CONACYT project no. 221551.

References

1. **Adewumi, A. O. & Arasomwan, A. M. (2015).** Improved particle swarm optimizer with dynamically adjusted search space and velocity limits for global optimization. *International Journal on Artificial Intelligence Tools*, Vol. 24, No. 05, pp. 1550017.
2. **Angeline, P. J. (1998).** Evolutionary optimization versus particle swarm optimization: Philosophy and performance differences. *Proceedings of the 7th International Conference on Evolutionary Programming (EP '98)*, Springer-Verlag, London, UK, pp. 601–610.
3. **Barrera, J. & Coello Coello, C. A. (2009).** Limiting the velocity in particle swarm optimization using a geometric series. *Proceedings of the 11th Annual conference on Genetic and evolutionary computation*, ACM Press, pp. 1739–1740.
4. **Bratton, D. & Kennedy, J. (2007).** Defining a standard for particle swarm optimization. *Proceedings of the 2007 IEEE Swarm Intelligence Symposium (SIS '07)*, pp. 120–127.
5. **Clerc, M. & Kennedy, J. (2002).** The particle swarm - explosion, stability, and convergence in a multi-dimensional complex space. *IEEE Transactions on Evolutionary Computation*, Vol. 6, No. 1, pp. 58–73.
6. **Eberhart, R. & Kennedy, J. (1995).** A new optimizer using particle swarm theory. *Proceedings of the Sixth International Symposium on Micro Machine and Human Science (MHS '95)*, pp. 39–43.
7. **Eberhart, R. C. & Shi, Y. (2000).** Comparing inertia weights and constriction factors in particle swarm optimization. *Proceedings of the 2000 Congress on Evolutionary Computation (CEC '00)*, volume 1, pp. 84–88.
8. **Jakubcová, M., Máca, P., & Pech, P. (2014).** A comparison of selected modifications of the particle swarm optimization algorithm. *Journal of Applied Mathematics*. Article Number: 293087.

9. **Kennedy, J. (1997).** The particle swarm: social adaptation of knowledge. *1997 IEEE International Conference on Evolutionary Computation (ICEC'97)*, IEEE Press, Indianapolis, Indiana, USA, pp. 303–308.
10. **Kennedy, J. & Eberhart, R. (1995).** Particle swarm optimization. *Proceedings of the IEEE International Conference on Neural Networks*, volume 4, pp. 1942–1948.
11. **Shi, Y. & Eberhart, R. (1998).** A modified particle swarm optimizer. *Proceedings of the 1998 IEEE International Conference on Evolutionary Computation. IEEE World Congress on Computational Intelligence*, pp. 69–73.
12. **Shi, Y. & Eberhart, R. C. (1999).** Empirical study of particle swarm optimization. *Proceedings of the 1999 IEEE Congress on Evolutionary Computation (CEC'99)*, volume 3, IEEE Press, pp. 1945–1950.

Julio Barrera received a PhD in Electrical Engineering with specialization in Computer Science from División de Estudios de Posgrado, Facultad de Ingeniería Eléctrica, Universidad Michoacana de San Nicolás de Hidalgo in 2008. His main research interest is numerical optimization using metaheuristics, especially with evolutionary algorithms.

Osiris Álvarez-Bajo has a PhD degree in science by the Nuclear Science Institute of UNAM (Mexico,

2008). National Researcher System member (Level 1). CONACYT Research Fellow at CIAD A.C since 2015. Interested in mathematical and computational modeling of molecular systems.

Juan J. Flores got a B. Eng. degree in Electrical Engineering from the Universidad Michoacana in 1984. In 1986 he got a M.Sc. degree in computer science from Centro de Investigación y Estudios Avanzados, of the Instituto Politécnico Nacional. In 1997 he got a Ph.D. degree in Computer Science from the University of Oregon, USA. He is a full time professor at the Universidad Michoacana since 1986. His research work deals with Evolutionary Computation, Machine Learning, Soft Computing, and in general Artificial Intelligence and its applications to Electrical Engineering, Computer Security, and Financial Analysis.

Carlos A. Coello Coello received a PhD in Computer Science from Tulane University (USA) in 1996. Since 2001, he works at CINVESTAV-IPN. He is a member of the Mexican National System of Researchers (Level 3). His main research interests are on single- and multi-objective optimization using metaheuristics (mainly evolutionary algorithms).

*Article received on 18/08/2016; accepted on 28/10/2016.
Corresponding author is Julio Barrera.*